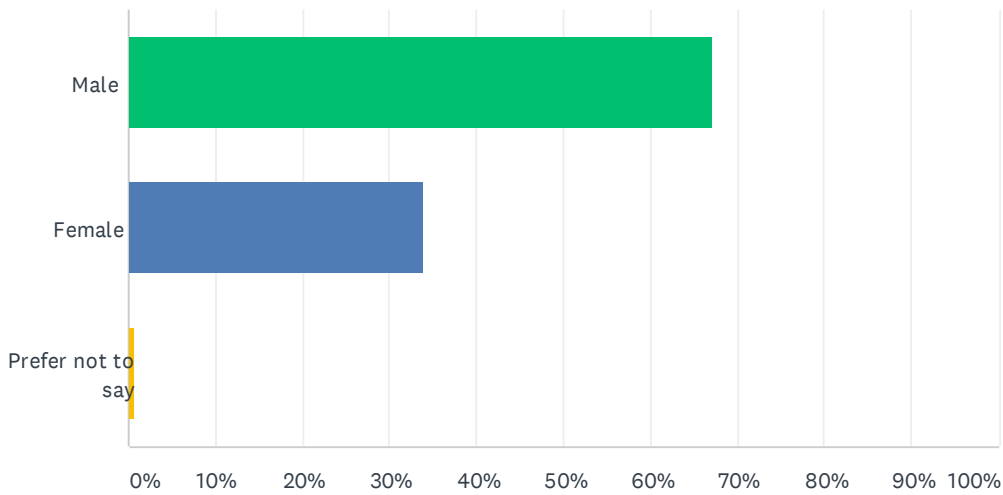


Q1 Please tell us the first part of your postcode - e.g. LU7 or SG17

Answered: 634 Skipped: 2

Q2 What is your child/young person's gender?

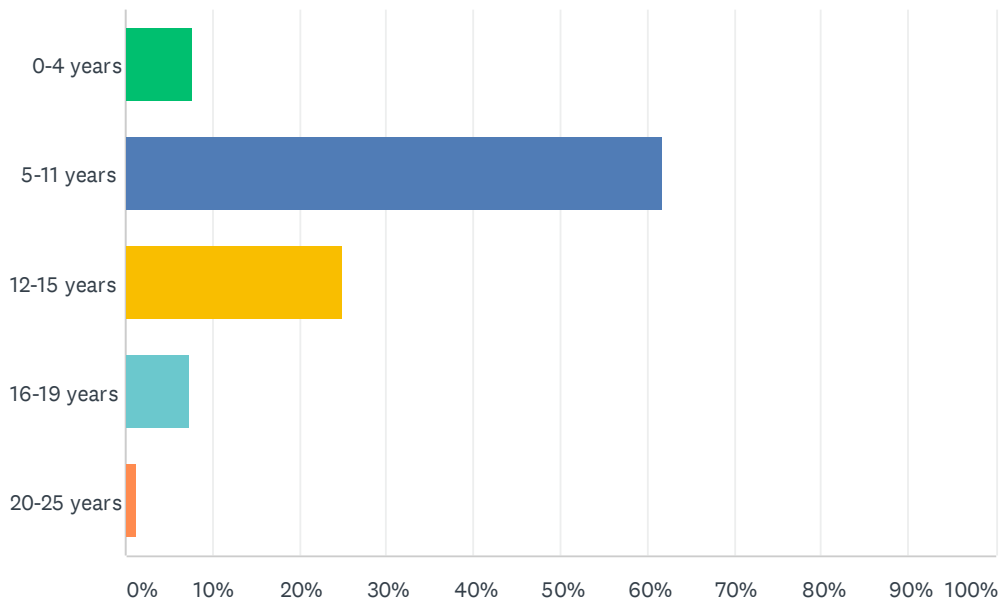
Answered: 635 Skipped: 1



ANSWER CHOICES	RESPONSES	
Male	67.09%	426
Female	33.86%	215
Prefer not to say	0.63%	4
Total Respondents: 635		

Q3 What age range is your child/young person?

Answered: 636 Skipped: 0

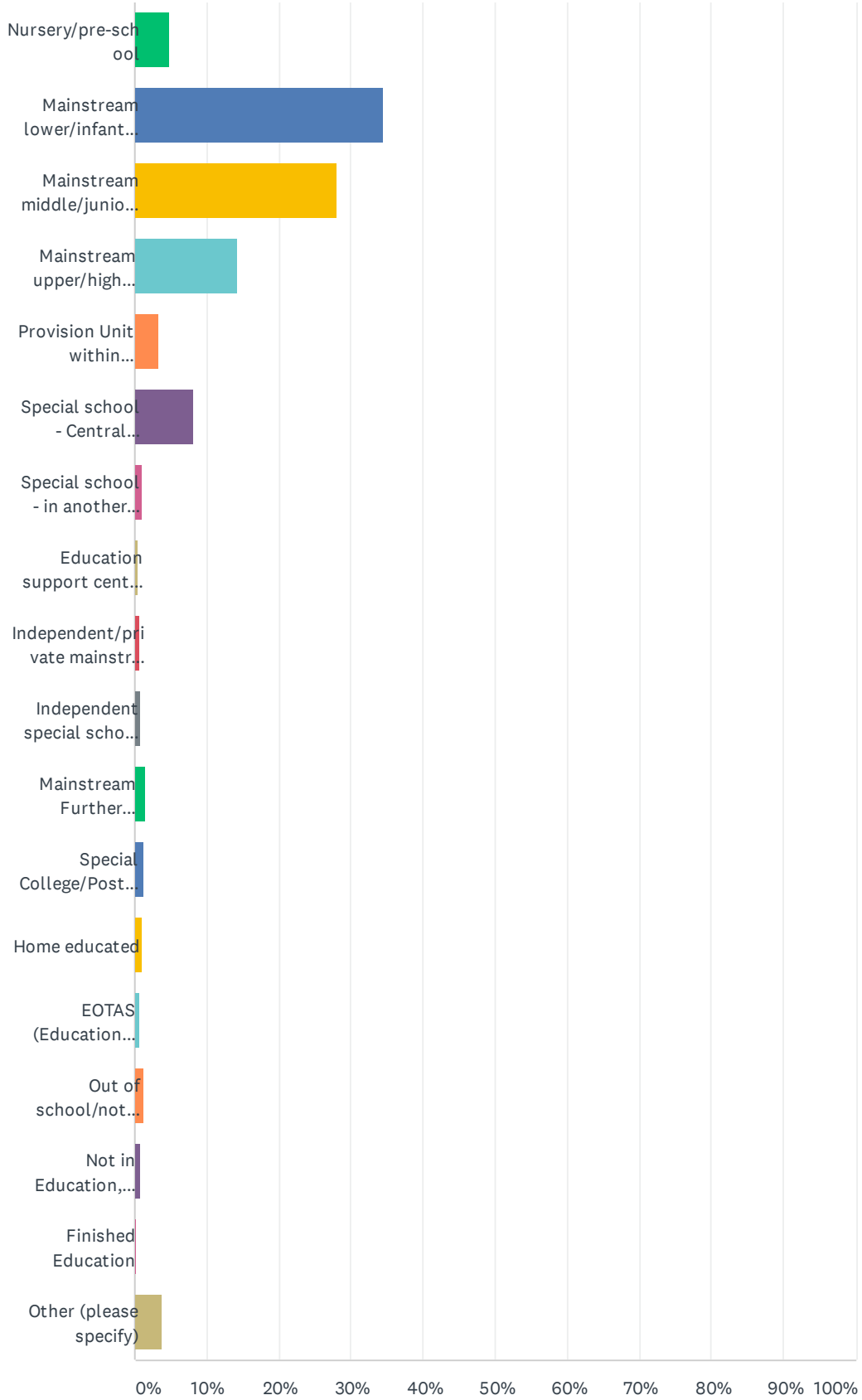


ANSWER CHOICES	RESPONSES	
0-4 years	7.70%	49
5-11 years	61.79%	393
12-15 years	24.84%	158
16-19 years	7.23%	46
20-25 years	1.26%	8
Total Respondents: 636		

Q4 Which type of educational setting does your child/young person attend?

Answered: 636 Skipped: 0

Satisfaction of SEND services in Central Bedfordshire Survey October - November 2020



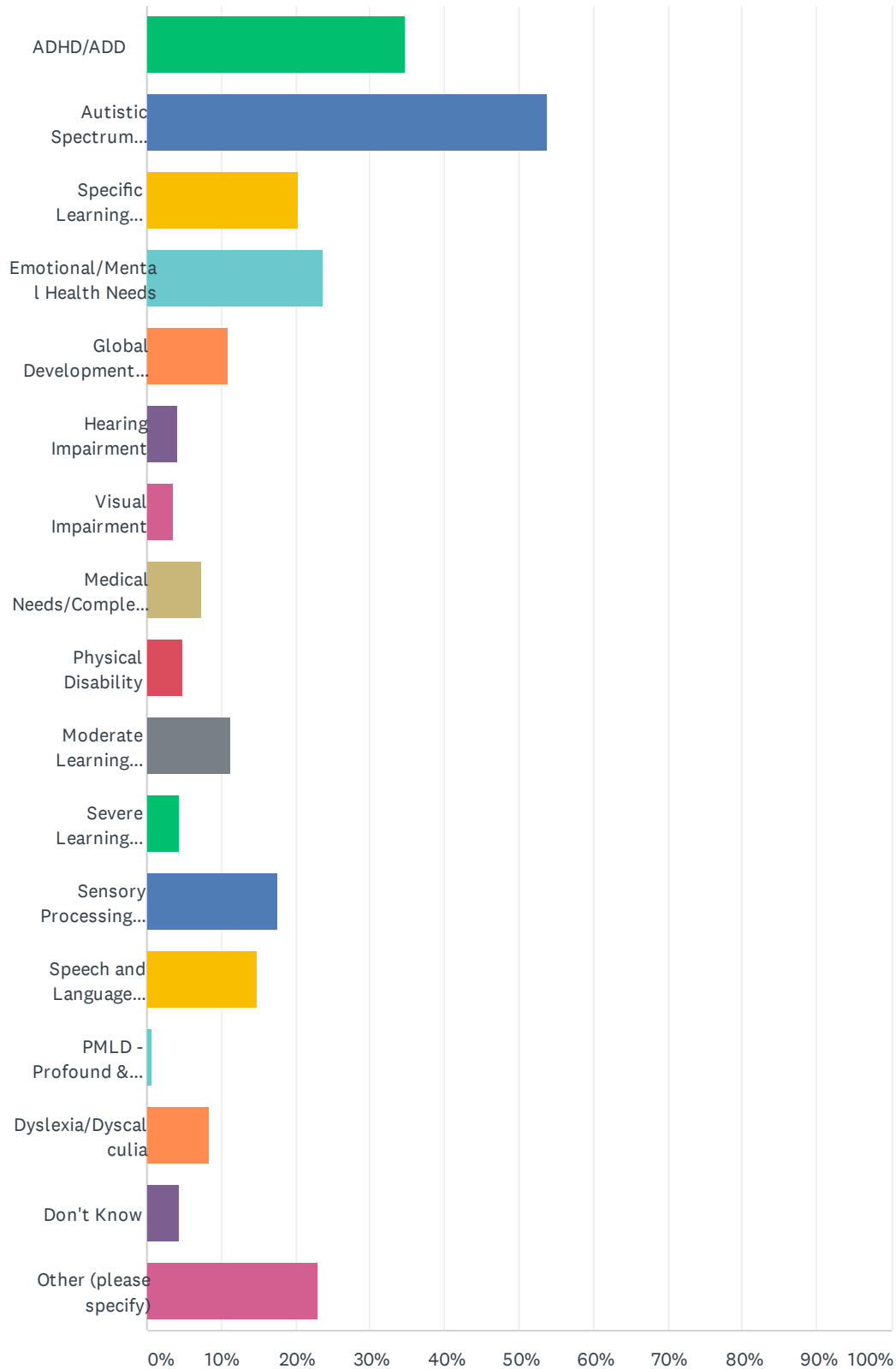
Satisfaction of SEND services in Central Bedfordshire Survey October - November 2020

ANSWER CHOICES	RESPONSES	
Nursery/pre-school	4.87%	31
Mainstream lower/infant school	34.59%	220
Mainstream middle/junior school	27.99%	178
Mainstream upper/high school	14.15%	90
Provision Unit within mainstream school	3.30%	21
Special school - Central Bedfordshire Council	8.18%	52
Special school - in another county	0.94%	6
Education support centre or pupil referral unit	0.31%	2
Independent/private mainstream school	0.63%	4
Independent special school (out of county)	0.79%	5
Mainstream Further Education College/Post 16 Institution	1.42%	9
Special College/Post 16 institution	1.26%	8
Home educated	0.94%	6
EOTAS (Education other than at school)	0.63%	4
Out of school/not receiving an education	1.26%	8
Not in Education, Employment or Training (NEET)	0.79%	5
Finished Education	0.16%	1
Other (please specify)	3.77%	24
Total Respondents: 636		

Q5 What type of needs has your child been assessed as having? Tick as many as apply.

Answered: 612 Skipped: 24

Satisfaction of SEND services in Central Bedfordshire Survey October - November 2020

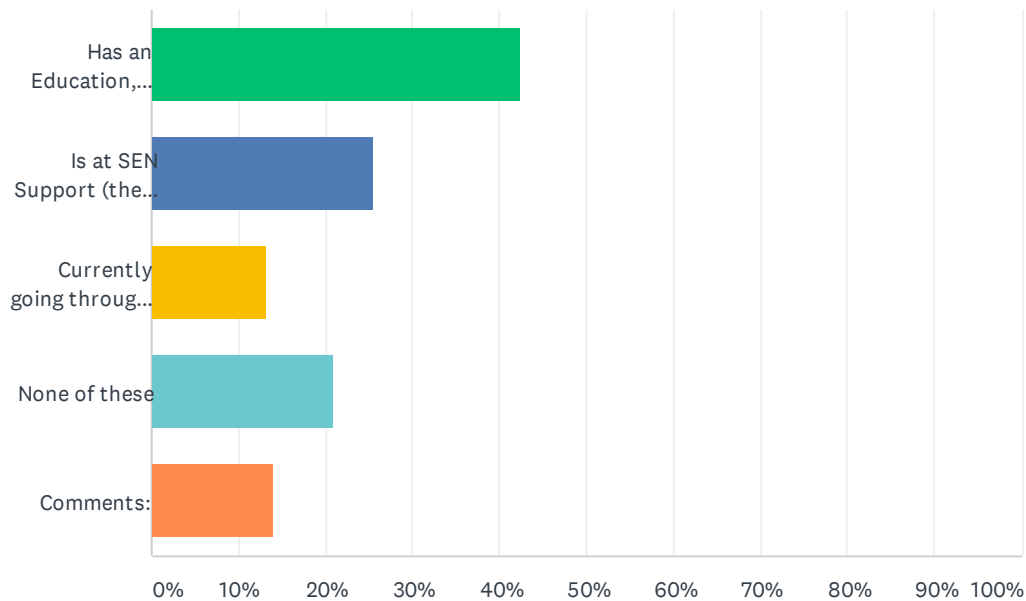


Satisfaction of SEND services in Central Bedfordshire Survey October - November 2020

ANSWER CHOICES	RESPONSES	
ADHD/ADD	34.80%	213
Autistic Spectrum Disorder	53.76%	329
Specific Learning Difficulty ie. Dyslexia, Dyspraxia, Dyscalculia, Dysgraphia	20.26%	124
Emotional/Mental Health Needs	23.69%	145
Global Development Delay	10.78%	66
Hearing Impairment	4.08%	25
Visual Impairment	3.59%	22
Medical Needs/Complex Health Needs	7.35%	45
Physical Disability	4.90%	30
Moderate Learning Difficulties	11.27%	69
Severe Learning Difficulties	4.41%	27
Sensory Processing Disorder	17.48%	107
Speech and Language Impairment	14.87%	91
PMLD - Profound & Multiple Learning Difficulties	0.65%	4
Dyslexia/Dyscalculia	8.33%	51
Don't Know	4.41%	27
Other (please specify)	23.04%	141
Total Respondents: 612		

Q6 Which of the following apply to your child/young person:

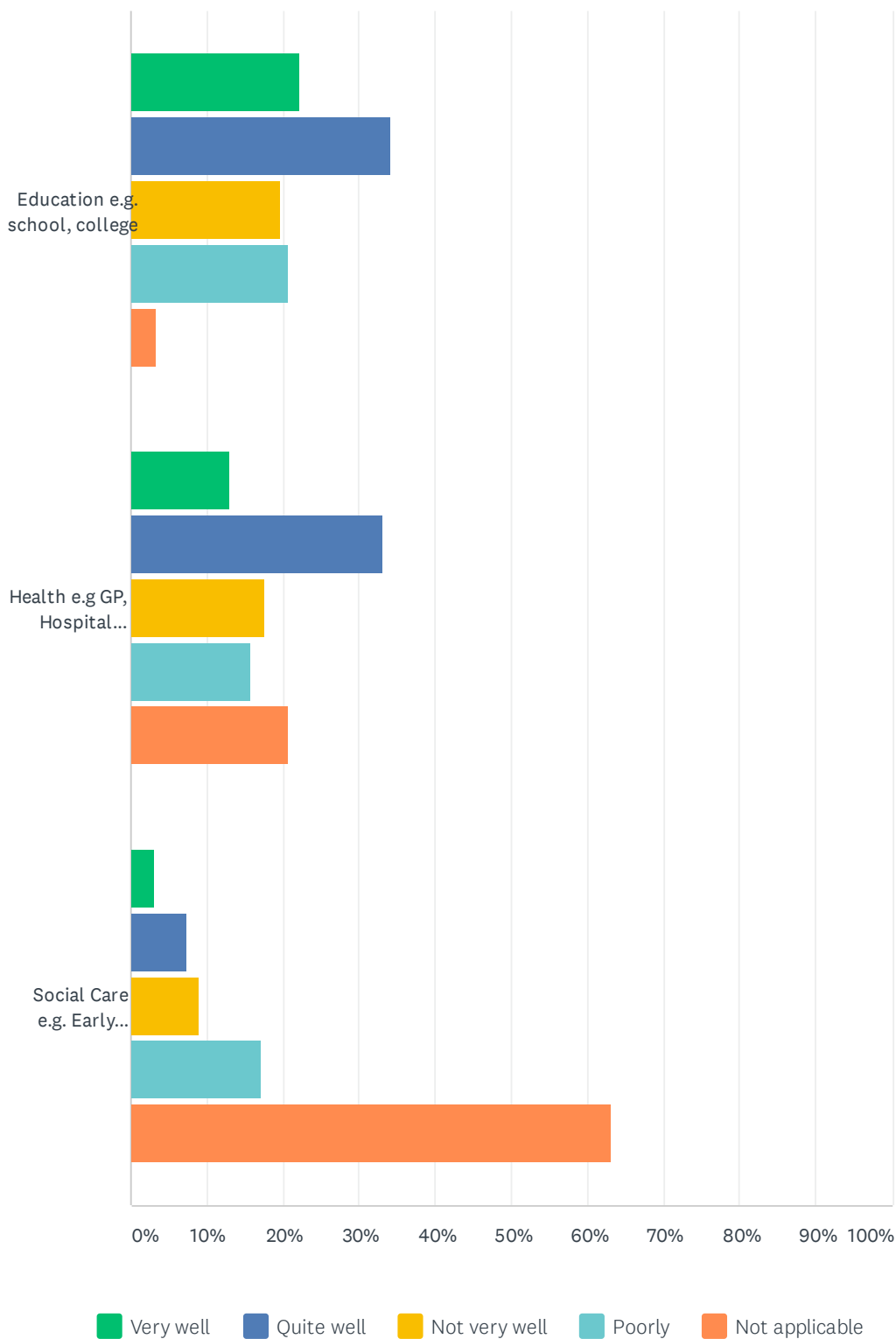
Answered: 633 Skipped: 3



ANSWER CHOICES	RESPONSES	
Has an Education, Health and Care Plan (EHCP)	42.50%	269
Is at SEN Support (the stage prior to an EHCP)	25.59%	162
Currently going through the assessment process	13.11%	83
None of these	20.85%	132
Comments:	14.06%	89
Total Respondents: 633		

Q7 Please tell us how well you think your child/young person's needs have been identified by:

Answered: 636 Skipped: 0

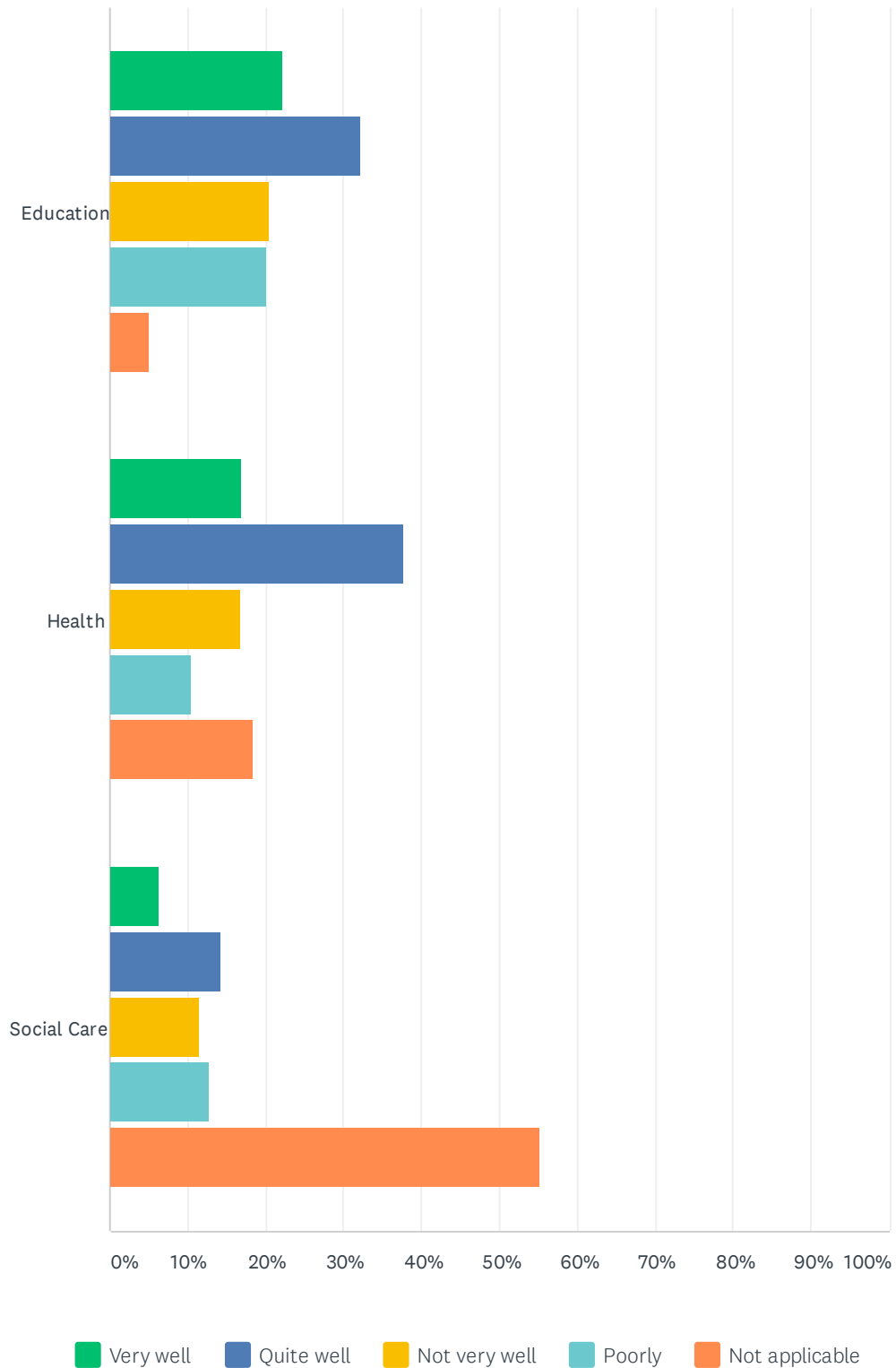


Satisfaction of SEND services in Central Bedfordshire Survey October - November 2020

	VERY WELL	QUITE WELL	NOT VERY WELL	POORLY	NOT APPLICABLE	TOTAL	WEIGHTED AVERAGE
Education e.g. school, college	22.12% 140	34.12% 216	19.75% 125	20.70% 131	3.32% 21	633	2.49
Health e.g GP, Hospital specialist, wheelchair services, SALT, OT, Continence services, CAMS	13.07% 83	33.07% 210	17.48% 111	15.59% 99	20.79% 132	635	2.98
Social Care e.g. Early Help, short breaks, respite services, residential and supported living	3.18% 20	7.32% 46	9.08% 57	17.20% 108	63.22% 397	628	4.30

Q8 Please tell us how well your views were taken into account when your child/young person's needs were identified by:

Answered: 635 Skipped: 1

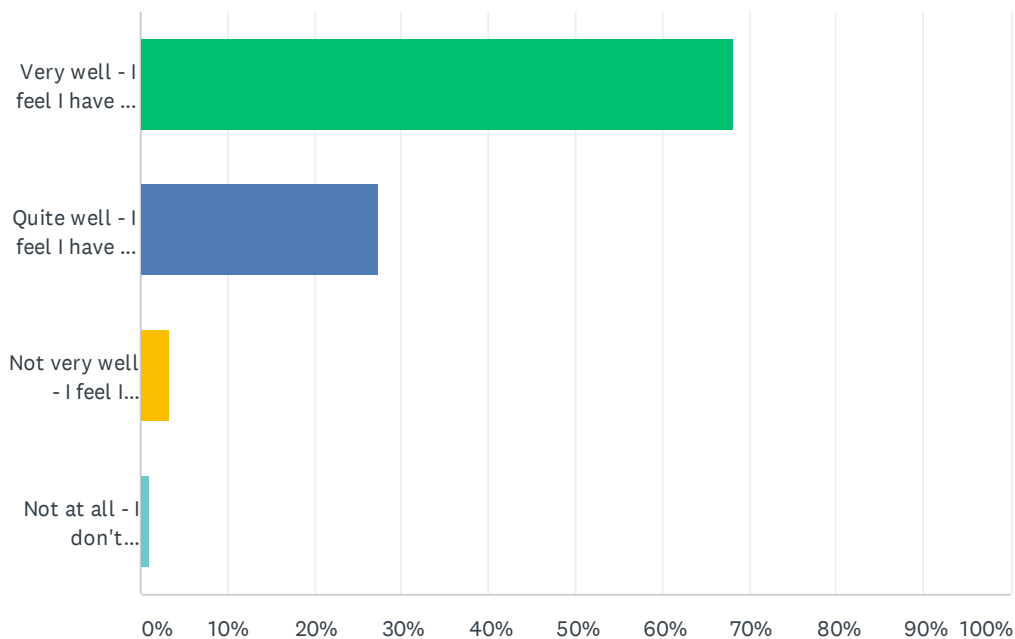


Satisfaction of SEND services in Central Bedfordshire Survey October - November 2020

	VERY WELL	QUITE WELL	NOT VERY WELL	POORLY	NOT APPLICABLE	TOTAL	WEIGHTED AVERAGE
Education	22.24% 141	32.18% 204	20.50% 130	20.03% 127	5.05% 32	634	2.53
Health	16.88% 106	37.58% 236	16.72% 105	10.51% 66	18.31% 115	628	2.76
Social Care	6.25% 39	14.26% 89	11.54% 72	12.66% 79	55.29% 345	624	3.96

Q9 How well do YOU understand your child/young person's needs?

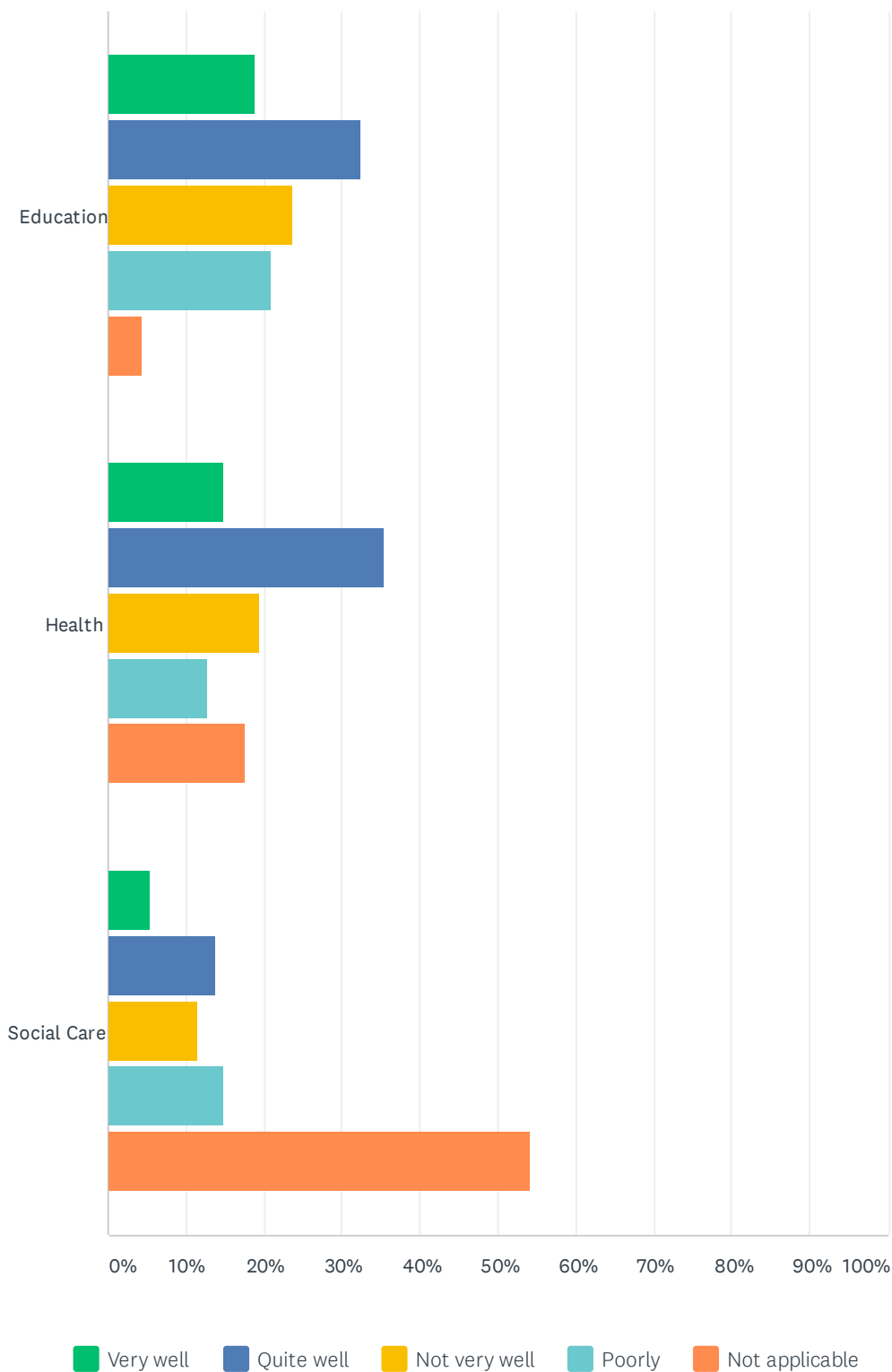
Answered: 628 Skipped: 8



ANSWER CHOICES	RESPONSES	
Very well - I feel I have a good understanding of most of their needs	68.15%	428
Quite well - I feel I have a good understanding of some of their needs	27.39%	172
Not very well - I feel I don't understand most of their needs	3.34%	21
Not at all - I don't understand any of their needs	1.11%	7
TOTAL		628

Q10 Overall, how well do you think Health, Education and Social Care understand your child/young person's needs?

Answered: 634 Skipped: 2

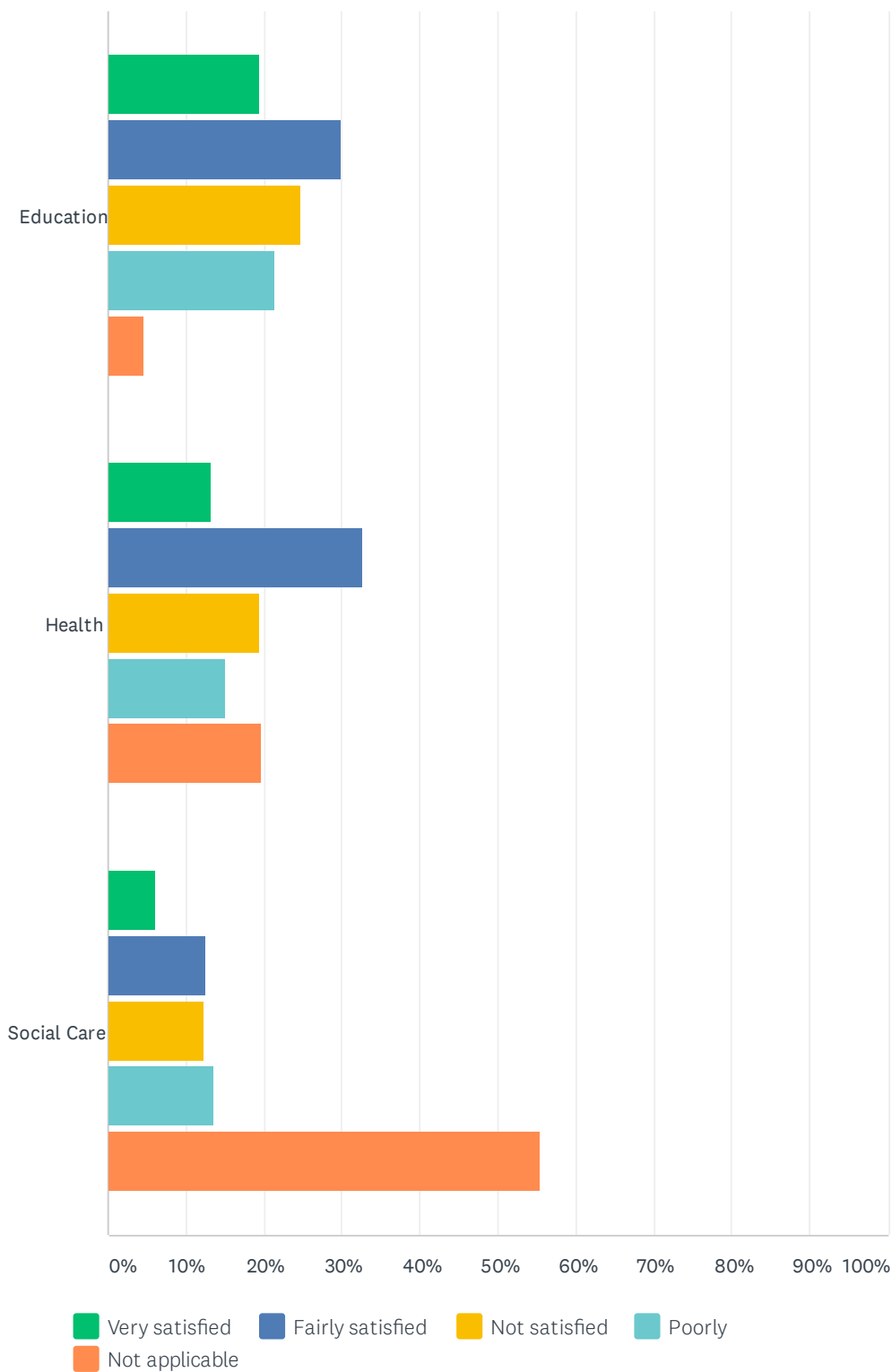


Satisfaction of SEND services in Central Bedfordshire Survey October - November 2020

	VERY WELL	QUITE WELL	NOT VERY WELL	POORLY	NOT APPLICABLE	TOTAL	WEIGHTED AVERAGE
Education	18.80% 119	32.39% 205	23.54% 149	20.85% 132	4.42% 28	633	2.60
Health	14.79% 93	35.45% 223	19.55% 123	12.72% 80	17.49% 110	629	2.83
Social Care	5.48% 34	13.85% 86	11.59% 72	14.81% 92	54.27% 337	621	3.99

Q11 How satisfied are you with the ongoing monitoring and assessment of your child/young person's needs?

Answered: 634 Skipped: 2

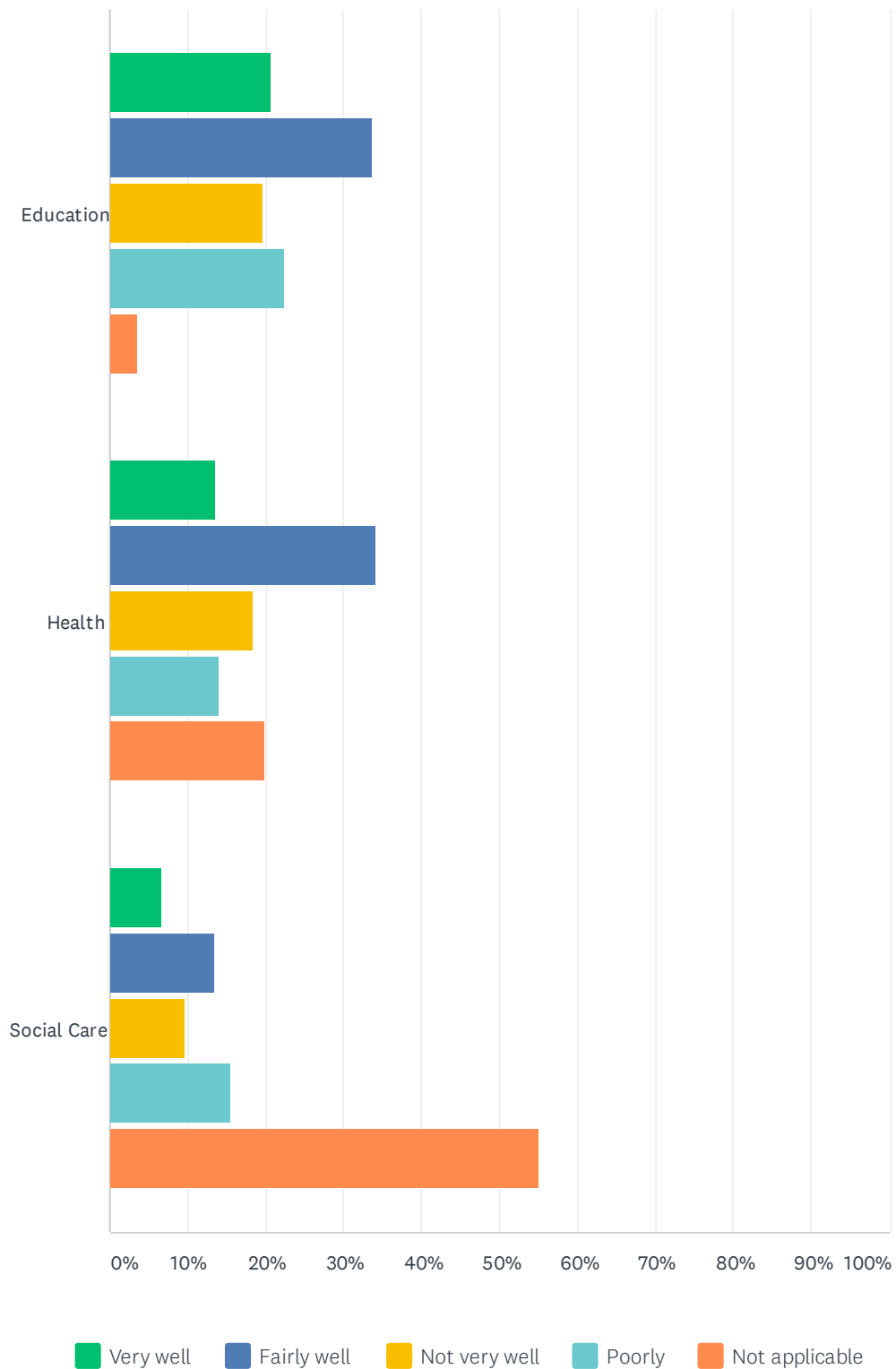


Satisfaction of SEND services in Central Bedfordshire Survey October - November 2020

	VERY SATISFIED	FAIRLY SATISFIED	NOT SATISFIED	POORLY	NOT APPLICABLE	TOTAL	WEIGHTED AVERAGE
Education	19.43% 123	30.02% 190	24.64% 156	21.33% 135	4.58% 29	633	2.62
Health	13.28% 83	32.64% 204	19.36% 121	15.04% 94	19.68% 123	625	2.95
Social Care	6.03% 37	12.54% 77	12.38% 76	13.68% 84	55.37% 340	614	4.00

Q12 How well do you think your child/young person's needs are met by the following service areas?

Answered: 632 Skipped: 4

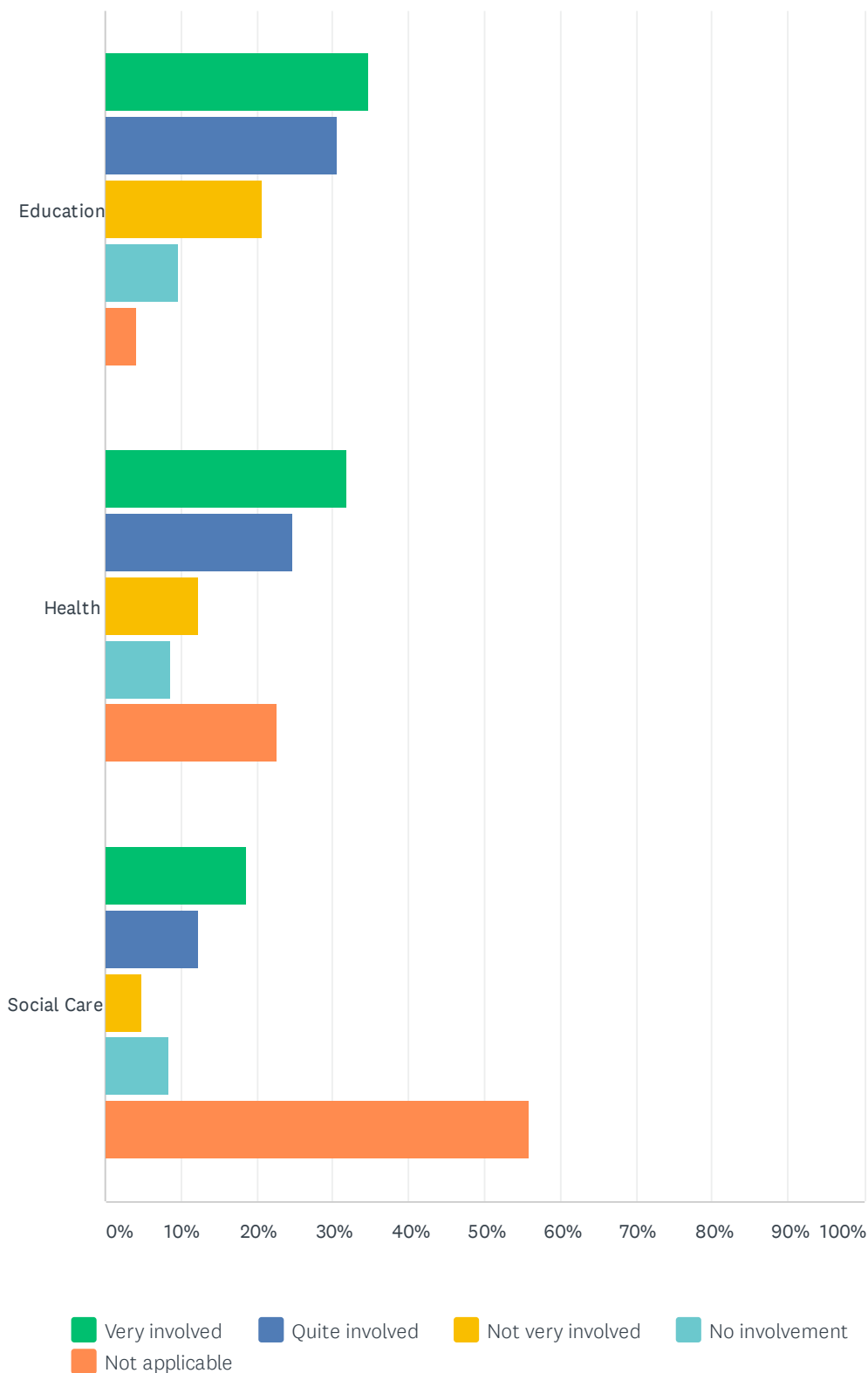


Satisfaction of SEND services in Central Bedfordshire Survey October - November 2020

	VERY WELL	FAIRLY WELL	NOT VERY WELL	POORLY	NOT APPLICABLE	TOTAL	WEIGHTED AVERAGE
Education	20.73% 131	33.70% 213	19.62% 124	22.31% 141	3.64% 23	632	2.54
Health	13.58% 85	34.19% 214	18.37% 115	14.06% 88	19.81% 124	626	2.92
Social Care	6.65% 41	13.29% 82	9.72% 60	15.40% 95	54.94% 339	617	3.99

Q13 As a parent carer how involved are you in setting targets and outcomes for your child/young person?

Answered: 632 Skipped: 4

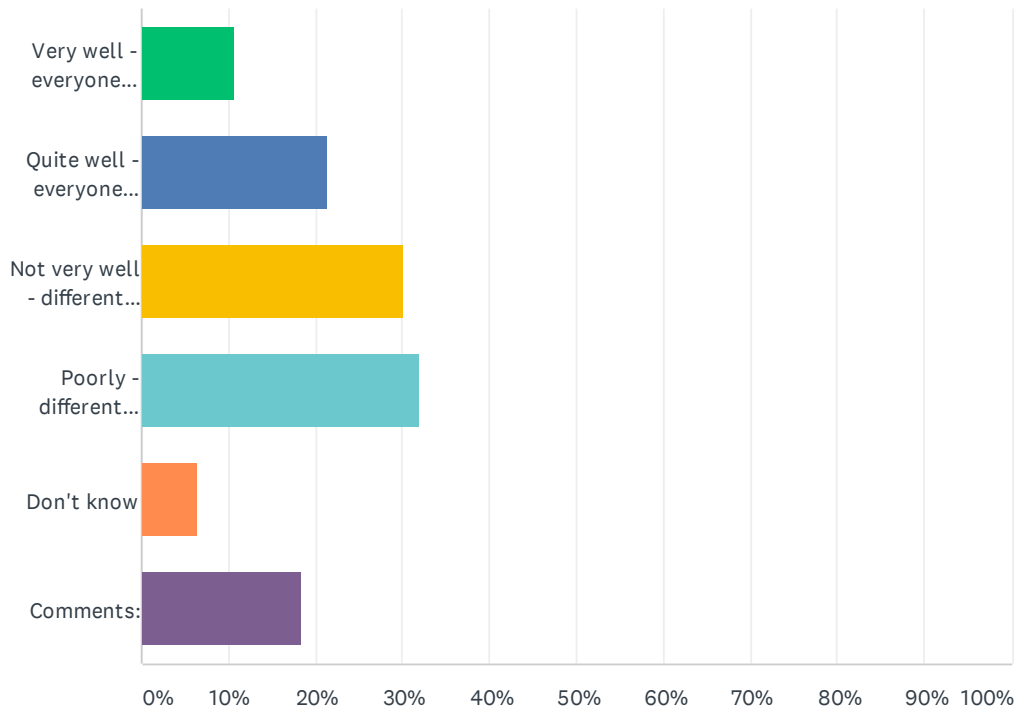


Satisfaction of SEND services in Central Bedfordshire Survey October - November 2020

	VERY INVOLVED	QUITE INVOLVED	NOT VERY INVOLVED	NO INVOLVEMENT	NOT APPLICABLE	TOTAL	WEIGHTED AVERAGE
Education	34.76% 219	30.63% 193	20.63% 130	9.68% 61	4.29% 27	630	2.18
Health	31.84% 199	24.64% 154	12.32% 77	8.64% 54	22.56% 141	625	2.65
Social Care	18.70% 115	12.36% 76	4.72% 29	8.29% 51	55.93% 344	615	3.70

Q14 How well do you think services and professionals work together to support your child/young person?

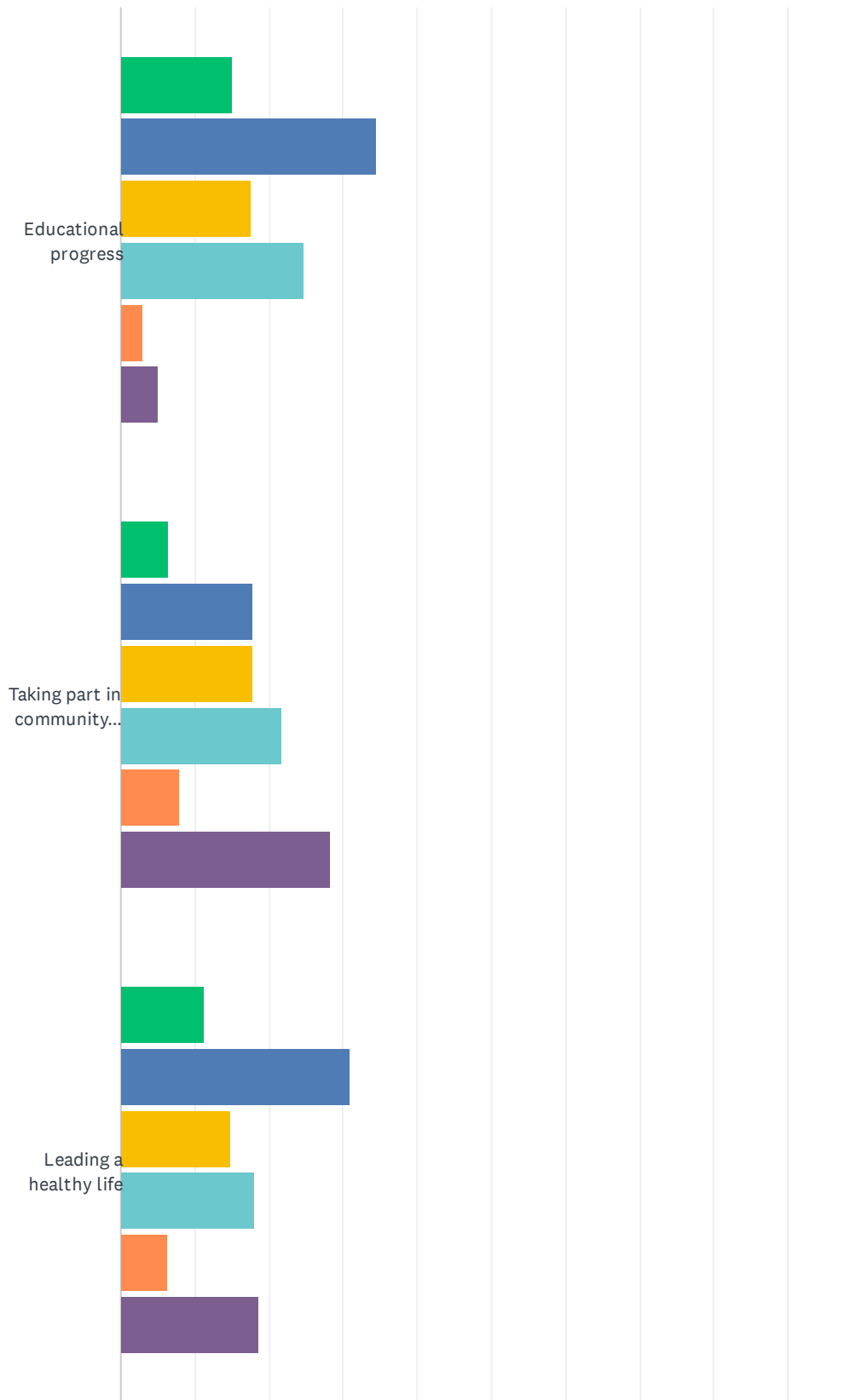
Answered: 626 Skipped: 10



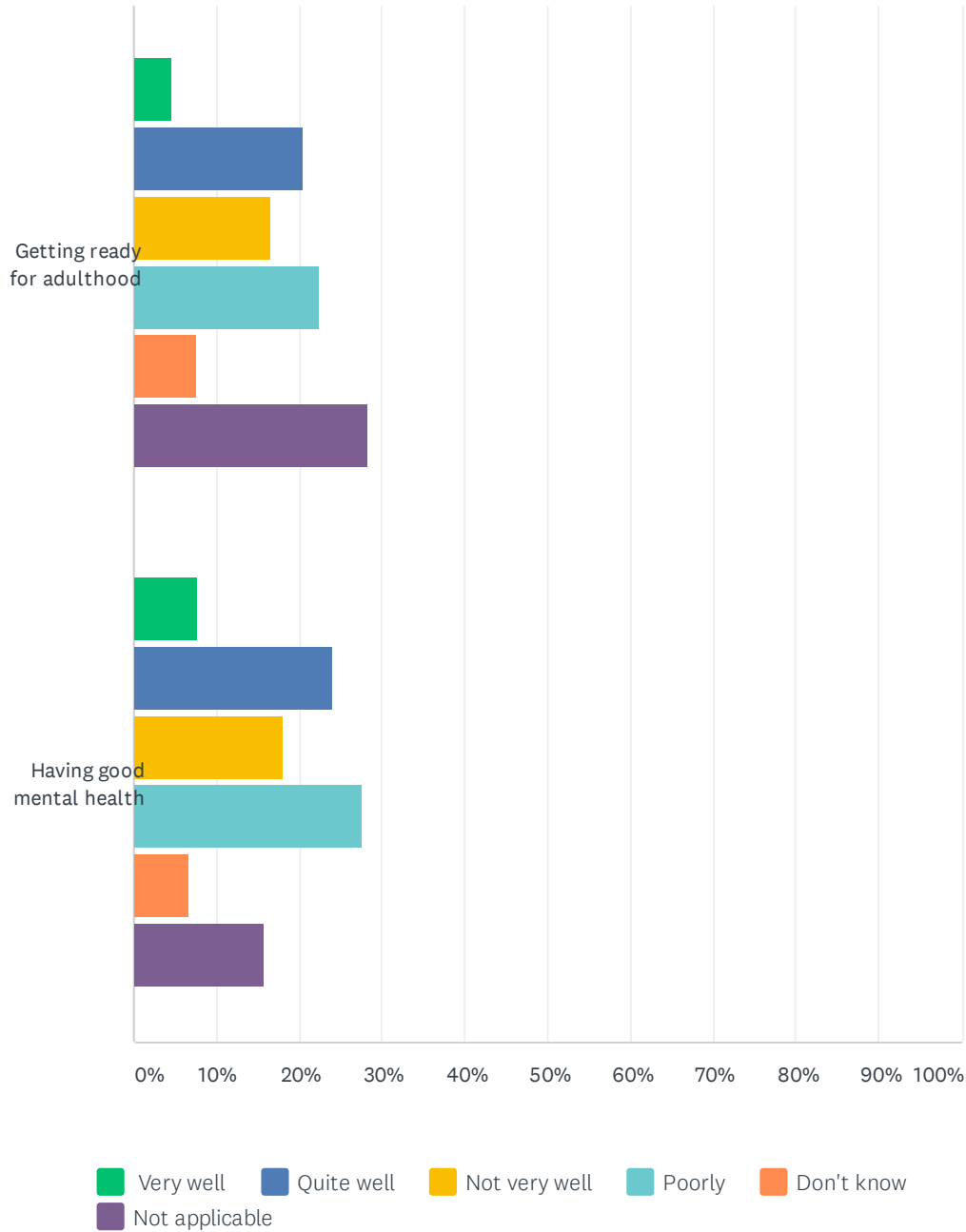
ANSWER CHOICES	RESPONSES	
Very well - everyone involved with my child/young person communicates well and makes decisions together	10.70%	67
Quite well - everyone communicates and works together most of the time	21.41%	134
Not very well - different professionals and services sometimes communicate and work together	30.03%	188
Poorly - different professionals and services rarely or never communicate and work together	31.95%	200
Don't know	6.55%	41
Comments:	18.37%	115
Total Respondents: 626		

Q15 Overall how well do the services your child/young person uses help them to reach their potential?

Answered: 636 Skipped: 0



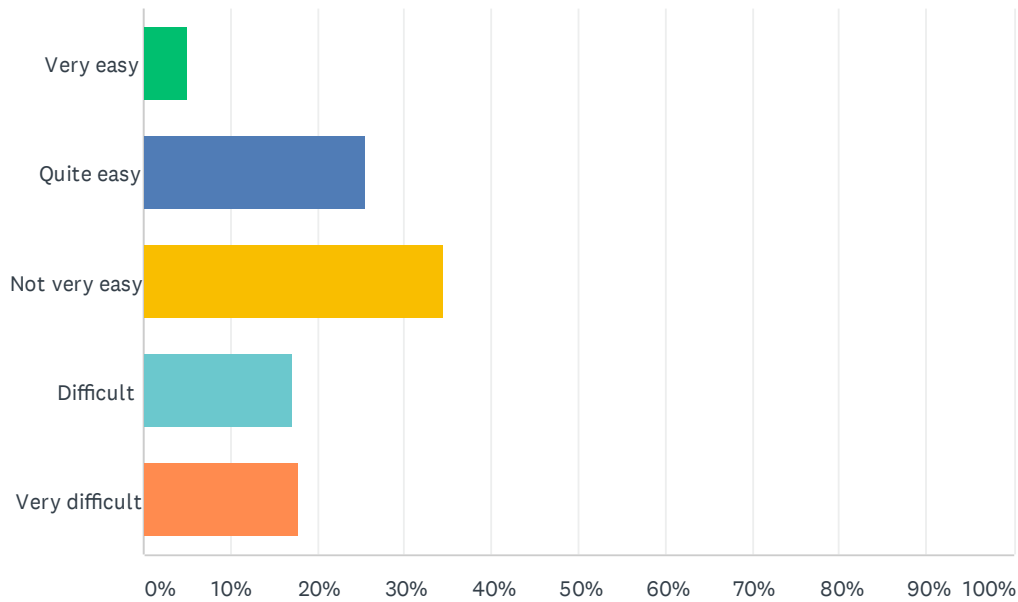
Satisfaction of SEND services in Central Bedfordshire Survey October - November 2020



	VERY WELL	QUITE WELL	NOT VERY WELL	POORLY	DON'T KNOW	NOT APPLICABLE	TOTAL	WEIGHTED AVERAGE
Educational progress	15.14% 96	34.54% 219	17.67% 112	24.76% 157	2.84% 18	5.05% 32	634	2.64
Taking part in community activities	6.52% 41	17.81% 112	17.81% 112	21.78% 137	7.95% 50	28.14% 177	629	3.10
Leading a healthy life	11.25% 71	30.90% 195	14.90% 94	17.91% 113	6.34% 40	18.70% 118	631	2.72
Getting ready for adulthood	4.59% 29	20.57% 130	16.61% 105	22.47% 142	7.59% 48	28.16% 178	632	3.11
Having good mental health	7.72% 49	24.09% 153	17.95% 114	27.72% 176	6.77% 43	15.75% 100	635	3.02

Q16 How easy do you find it to get information about what services are available and what they do?

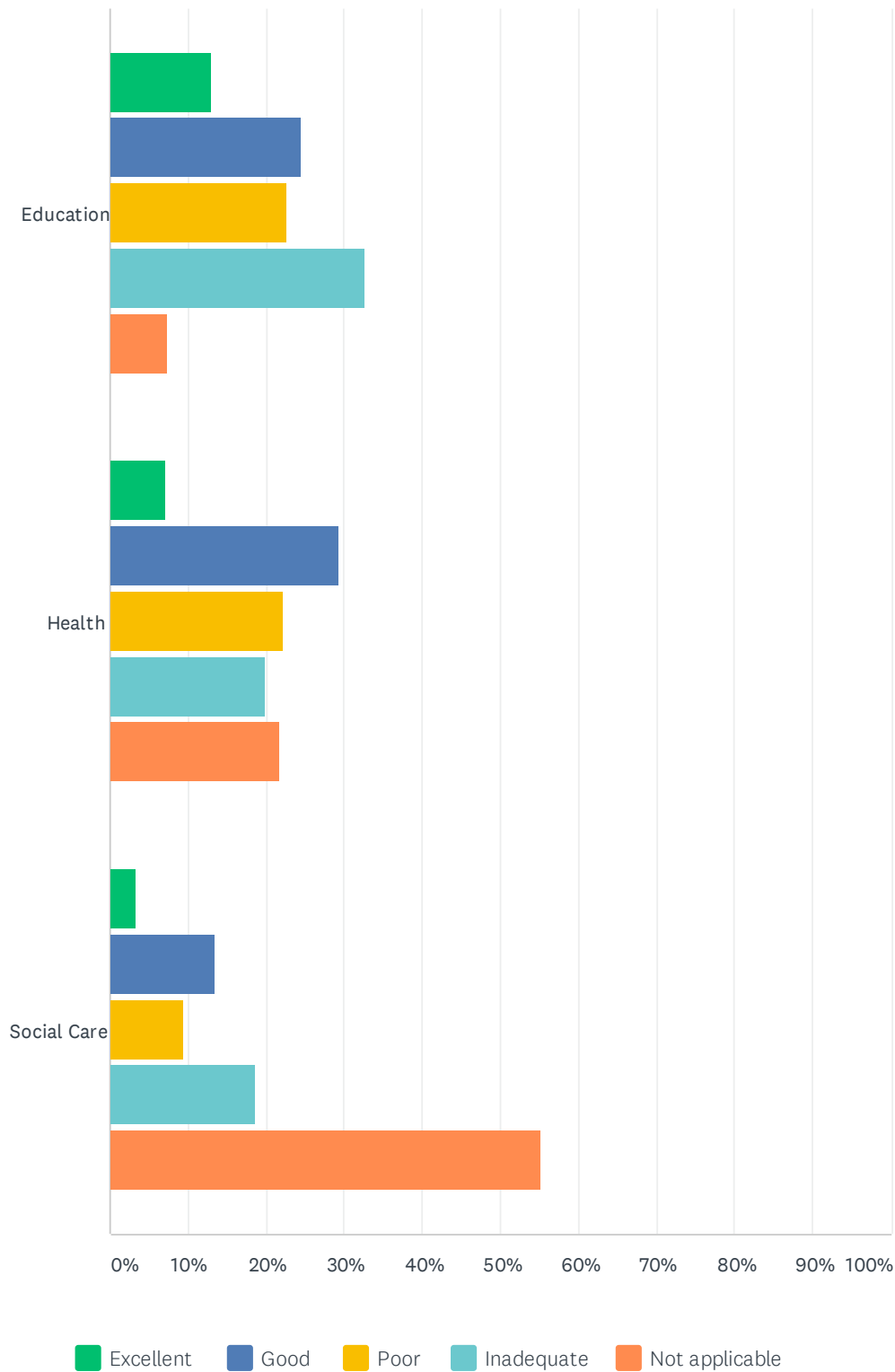
Answered: 621 Skipped: 15



ANSWER CHOICES	RESPONSES	
Very easy	4.99%	31
Quite easy	25.60%	159
Not very easy	34.46%	214
Difficult	17.23%	107
Very difficult	17.71%	110
TOTAL		621

Q17 How would you rate the SEND provision provided locally?

Answered: 632 Skipped: 4

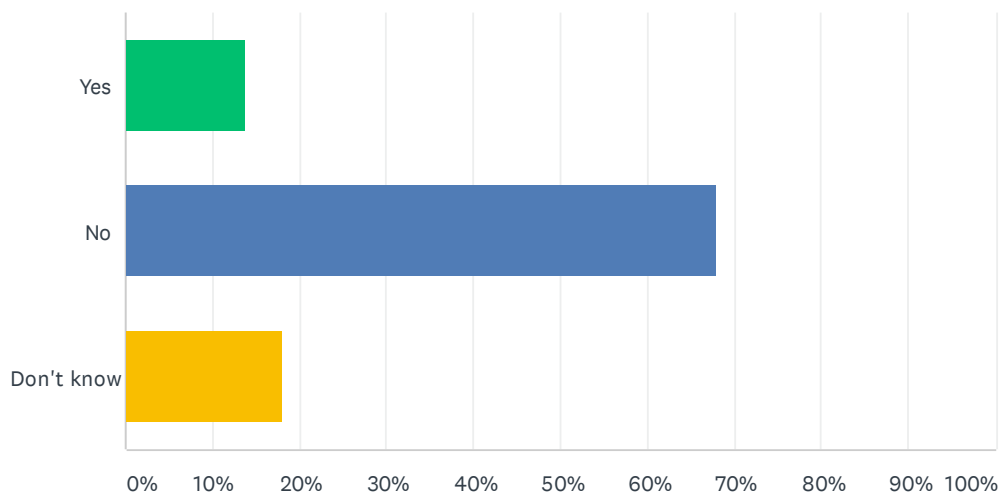


Satisfaction of SEND services in Central Bedfordshire Survey October - November 2020

	EXCELLENT	GOOD	POOR	INADEQUATE	NOT APPLICABLE	TOTAL	WEIGHTED AVERAGE
Education	13.00% 82	24.41% 154	22.66% 143	32.65% 206	7.29% 46	631	2.81
Health	7.06% 44	29.21% 182	22.15% 138	19.90% 124	21.67% 135	623	2.70
Social Care	3.38% 21	13.37% 83	9.34% 58	18.68% 116	55.23% 343	621	2.97

Q18 Do you think there is enough leisure activities for children or young people to access in Central Bedfordshire?

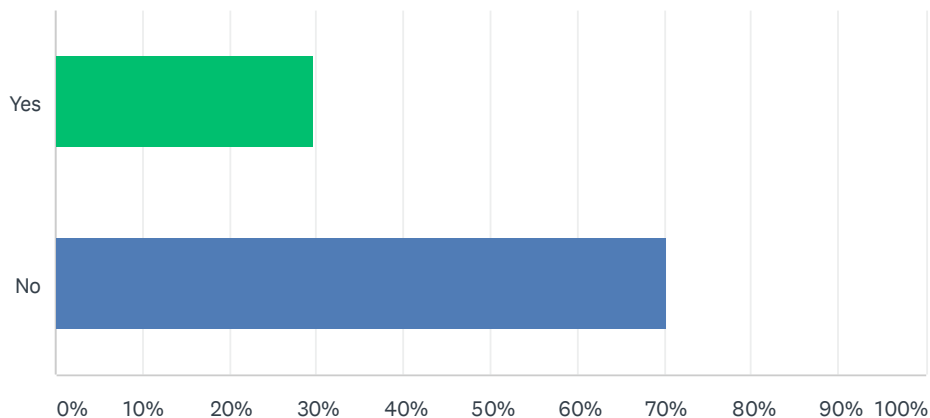
Answered: 630 Skipped: 6



ANSWER CHOICES	RESPONSES	
Yes	13.81%	87
No	68.10%	429
Don't know	18.10%	114
TOTAL		630

Q19 Have you heard of the 0-25 Central Bedfordshire Special Educational Needs and Disability Local Offer?

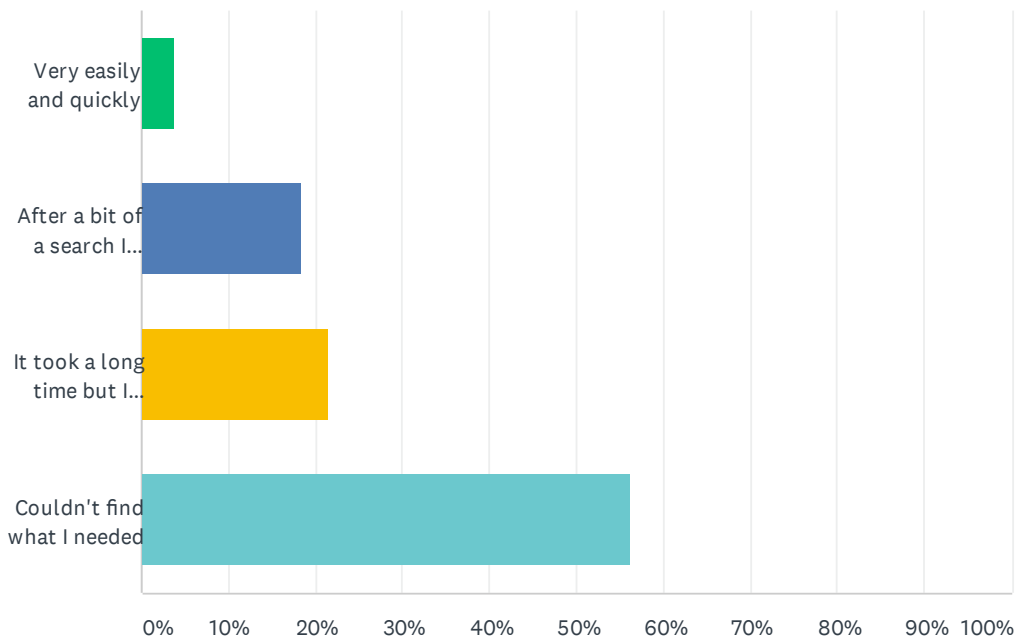
Answered: 631 Skipped: 5



ANSWER CHOICES	RESPONSES	
Yes	29.64%	187
No	70.36%	444
TOTAL		631

Q20 If you HAVE used the 0-25 Central Bedfordshire Special Needs and Disability Local Offer, how well did you find what you were looking for?

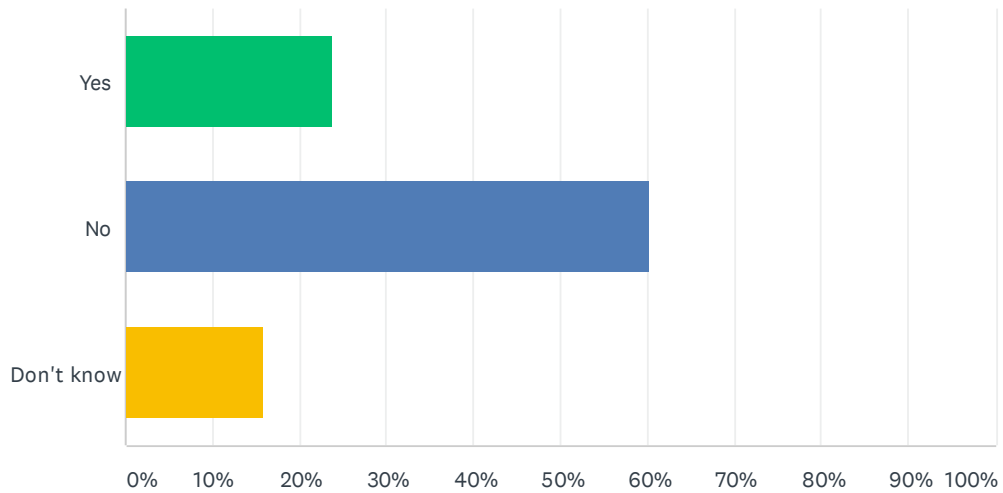
Answered: 213 Skipped: 423



ANSWER CHOICES	RESPONSES	
Very easily and quickly	3.76%	8
After a bit of a search I found what I needed	18.31%	39
It took a long time but I eventually found what I needed	21.60%	46
Couldn't find what I needed	56.34%	120
TOTAL		213

Q21 Do you feel your child/young person has the help they need to achieve their best possible outcomes?

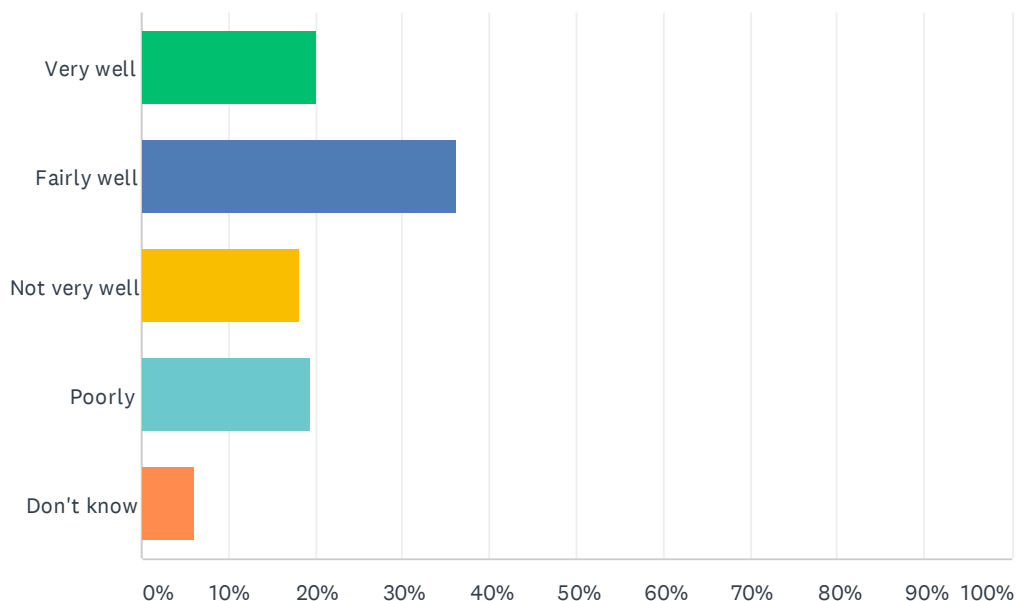
Answered: 626 Skipped: 10



ANSWER CHOICES	RESPONSES	
Yes	23.80%	149
No	60.22%	377
Don't know	15.97%	100
TOTAL		626

Q22 Is your child/young person's education setting well resourced to meet their needs?

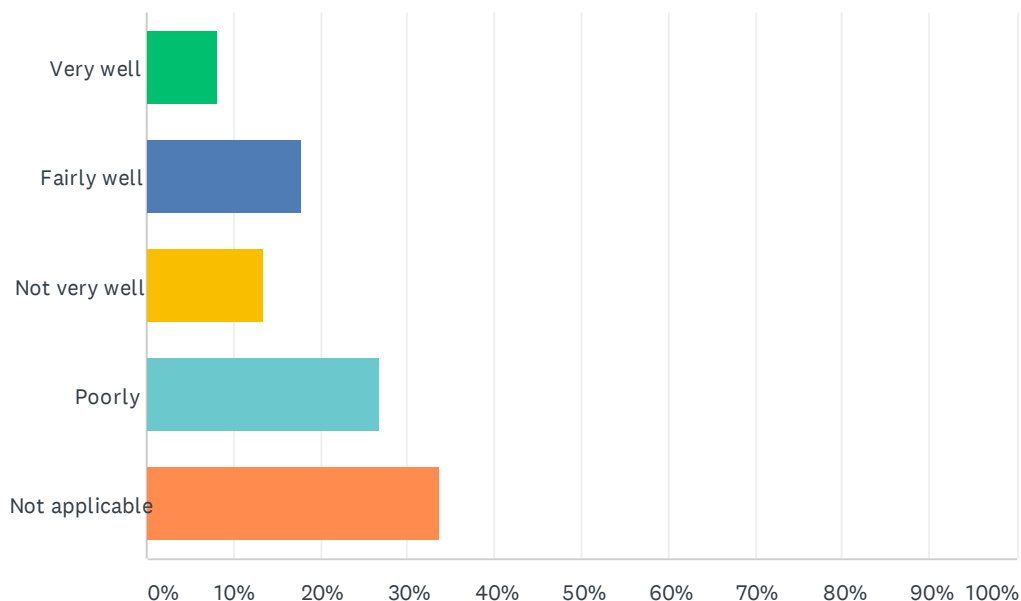
Answered: 622 Skipped: 14



ANSWER CHOICES	RESPONSES	
Very well	20.10%	125
Fairly well	36.17%	225
Not very well	18.17%	113
Poorly	19.45%	121
Don't know	6.11%	38
TOTAL		622

Q23 How would you describe your overall experience of the EHCP Process?

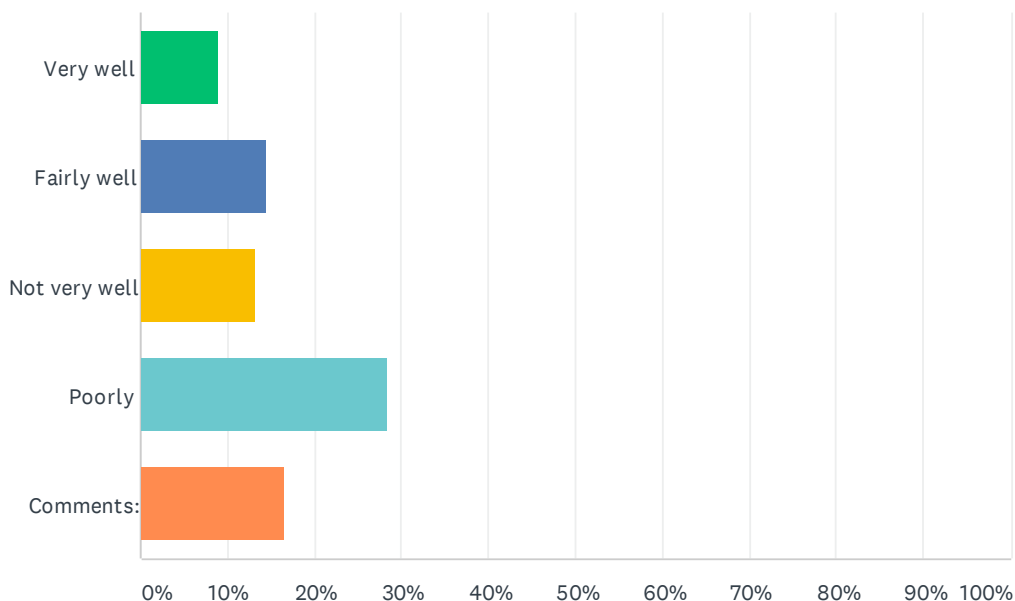
Answered: 618 Skipped: 18



ANSWER CHOICES	RESPONSES	
Very well	8.25%	51
Fairly well	17.80%	110
Not very well	13.43%	83
Poorly	26.86%	166
Not applicable	33.66%	208
TOTAL		618

Q24 How well have the SEND Team communicated with you and kept you up to date with your Child's/Young Person's EHCP?

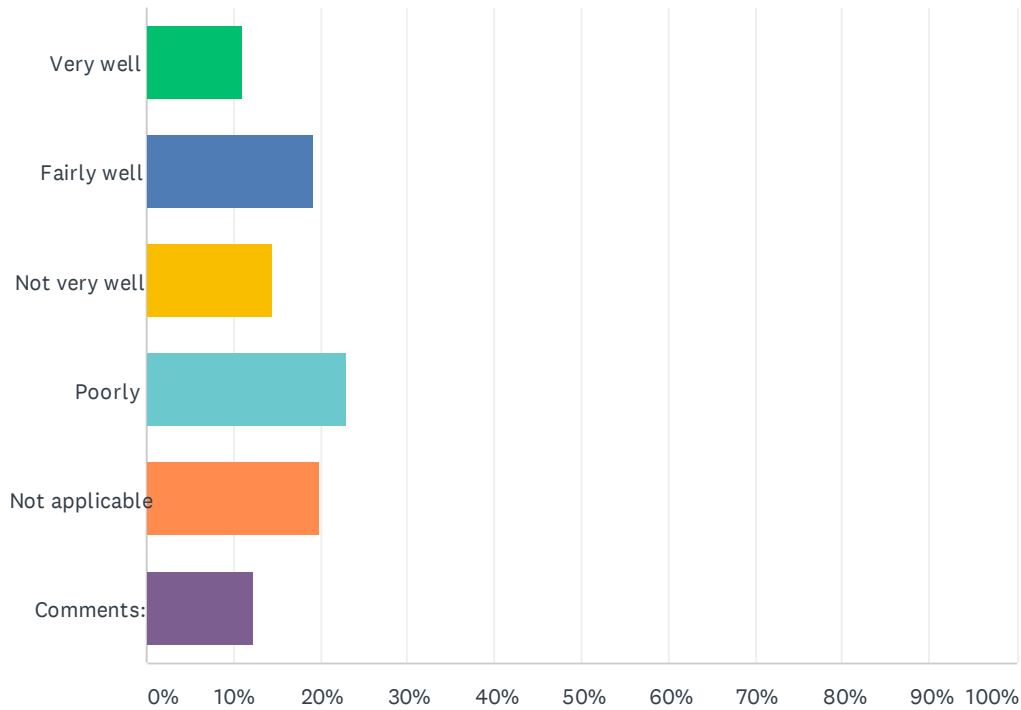
Answered: 627 Skipped: 9



ANSWER CHOICES	RESPONSES	
Very well	9.09%	57
Fairly well	14.35%	90
Not very well	13.08%	82
Poorly	28.55%	179
Comments:	16.59%	104
Total Respondents: 627		

Q25 To what extent have you felt listened to by the SEND Team?

Answered: 619 Skipped: 17



ANSWER CHOICES	RESPONSES	
Very well	10.99%	68
Fairly well	19.22%	119
Not very well	14.38%	89
Poorly	23.10%	143
Not applicable	19.87%	123
Comments:	12.44%	77
TOTAL		619

Q26 Can you please tell us of any positive experiences you have had with any SEND Services?

Answered: 292 Skipped: 344

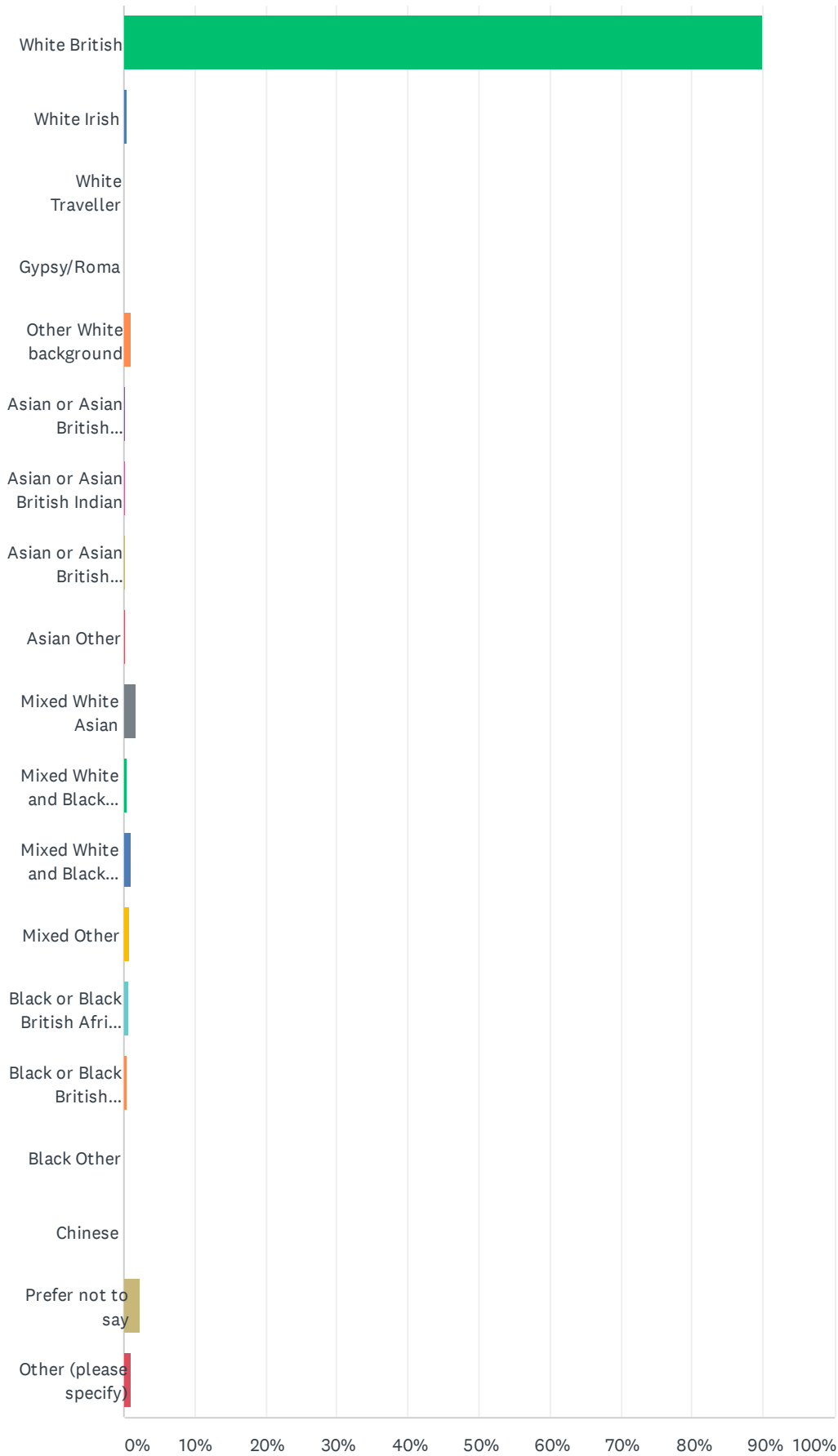
Q27 Can you please tell us of any negative experiences you have had with any SEND Services?

Answered: 324 Skipped: 312

Q28 What is the ethnic background of YOUR CHILD/YOUNG PERSON (Optional)

Answered: 622 Skipped: 14

Satisfaction of SEND services in Central Bedfordshire Survey October - November 2020

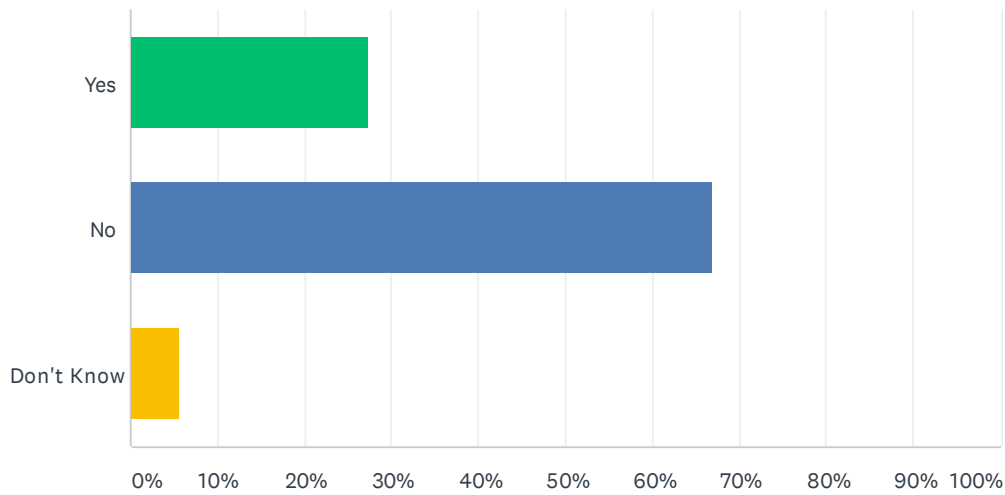


Satisfaction of SEND services in Central Bedfordshire Survey October - November 2020

ANSWER CHOICES	RESPONSES	
White British	89.87%	559
White Irish	0.48%	3
White Traveller	0.00%	0
Gypsy/Roma	0.00%	0
Other White background	0.96%	6
Asian or Asian British Bangladeshi	0.16%	1
Asian or Asian British Indian	0.16%	1
Asian or Asian British Pakistani	0.16%	1
Asian Other	0.16%	1
Mixed White Asian	1.61%	10
Mixed White and Black African	0.32%	2
Mixed White and Black Caribbean	0.96%	6
Mixed Other	0.80%	5
Black or Black British African	0.64%	4
Black or Black British Caribbean	0.32%	2
Black Other	0.00%	0
Chinese	0.00%	0
Prefer not to say	2.25%	14
Other (please specify)	1.13%	7
TOTAL		622

Q29 Are you a member of SNAP Parent Carer Forum?

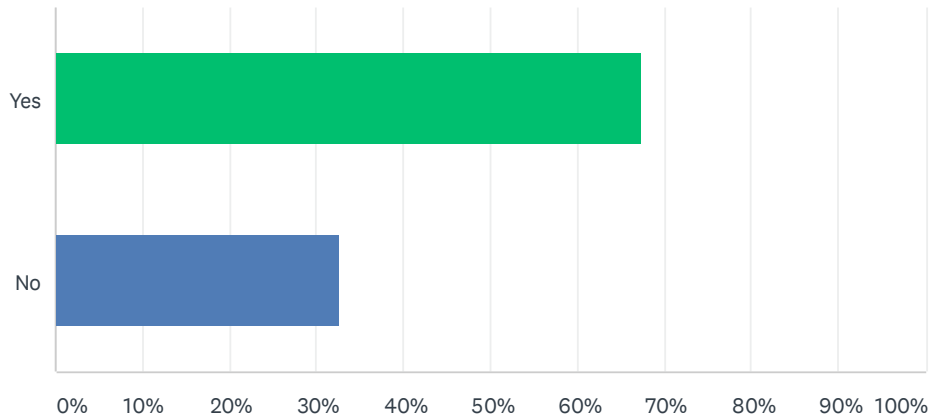
Answered: 630 Skipped: 6



ANSWER CHOICES	RESPONSES	
Yes	27.46%	173
No	66.98%	422
Don't Know	5.56%	35
TOTAL		630

Q30 Would you like to be added to the Prize Draw? 1st Prize £50.00 M&S e-gift card, 2nd Prize £25.00 M&S e-gift card, 3rd Prize £10.00 M&S e-gift card Terms & conditions can be found on our website.

Answered: 587 Skipped: 49



ANSWER CHOICES	RESPONSES	
Yes	67.46%	396
No	32.54%	191
TOTAL		587